

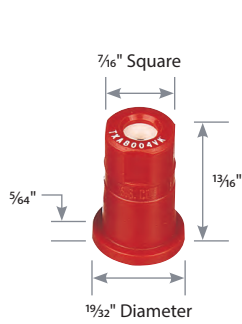
Typical Applications



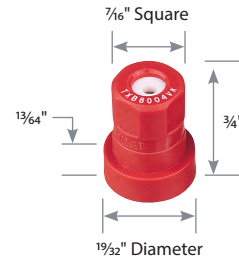
FUNGICIDE
CONTACT
EXCELLENT
SYSTEMIC
GOOD



INSECTICIDE
CONTACT
EXCELLENT
SYSTEMIC
GOOD



TXA ConeJet



TXB ConeJet



BANDING NOZZLES

FEATURES

- Finely atomized spray pattern provides thorough coverage.
- Ideal for banding with two or three nozzles over the row.
- VisiFlo color-coded polypropylene body and ceramic orifice insert for long wear life.
- Resists corrosion.
- Accepts more abrasive materials.
- Available in seven VisiFlo® ceramic (VK) capacities.
- Can be used with 114445A-*CELRL caps and gasket. See page 118 for more information.

RECOMMENDED PRESSURE RANGE



MATERIALS AVAILABLE



SPRAY PATTERN



DROPLET SIZE CLASSIFICATION

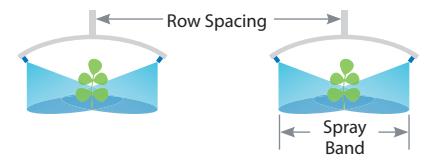


OPTIMUM SPRAY HEIGHT

	GPA CONVERSION FACTORS	
	20"	30"
8"	2.50	3.75
10"	2.00	3.00
12"	1.67	2.50
15"	1.33	2.00

To find GPA on the spray band, multiply the tabulated GPA from the following page for row spacing by the conversion factors above.

- Example:
- Band Width = 8" (Conversion Factor = 3.75)
 - Two tips TXA80015 at 40 PSI at 5MPH – 11.9 GPA
 - Corrected GPA = 11.9 x 3.75 = 44.6 GPA



HOW TO ORDER

Ceramic with VisiFlo color-coding

T X A 8 0 0 4 V K

Tip Type Spray Angle Capacity Size Material Code

Ceramic with VisiFlo color-coding

T X B 8 0 0 1 5 V K

Tip Type Spray Angle Capacity Size Material Code

ConeJet® CERAMIC VISIFLO® SPRAY

TIP PART NO. (STRAINER MESH SIZE)	PSI	DROP SIZE	CAPACITY TWO TIPS IN GPM	CAPACITY TWO TIPS IN OZ/MIN	APPLICATION RATE FOR 30" SPRAY TIP SPACING					CAPACITY THREE SPRAY TIPS IN GPM	CAPACITY THREE SPRAY TIPS IN OZ/MIN	APPLICATION RATE FOR 30" SPRAY TIP SPACING				
					3 MPH	4 MPH	5 MPH	6 MPH	7 MPH			3 MPH	4 MPH	5 MPH	6 MPH	7 MPH
TXA800050VK TXB800050VK (100)	40	VF	0.10	13	6.6	5.0	4.0	3.3	2.8	0.15	19	9.9	7.4	5.9	5.0	4.2
	60	VF	0.12	15	7.9	5.9	4.8	4.0	3.4	0.18	23	11.9	8.9	7.1	5.9	5.1
	80	VF	0.14	18	9.2	6.9	5.5	4.6	4.0	0.20	26	13.2	9.9	7.9	6.6	5.7
	100	VF	0.15	19	9.9	7.4	5.9	5.0	4.2	0.22	28	14.5	10.9	8.7	7.3	6.2
	125	VF	0.16	20	10.6	7.9	6.3	5.3	4.5	0.25	32	16.5	12.4	9.9	8.3	7.1
TXA800067VK TXB800067VK (50)	40	VF	0.13	17	8.6	6.4	5.1	4.3	3.7	0.20	26	13.2	9.9	7.9	6.6	5.7
	60	VF	0.16	20	10.6	7.9	6.3	5.3	4.5	0.24	31	15.8	11.9	9.5	7.9	6.8
	80	VF	0.18	23	11.9	8.9	7.1	5.9	5.1	0.27	35	17.8	13.4	10.7	8.9	7.6
	100	VF	0.20	26	13.4	10.0	8.0	6.7	5.7	0.30	39	20	15.0	12.0	10.0	8.6
	125	VF	0.22	29	14.8	11.1	8.9	7.4	6.3	0.34	43	22	16.6	13.3	11.1	9.5
TXA8001VK TXB8001VK (50)	40	VF	0.20	26	13.2	9.9	7.9	6.6	5.7	0.30	38	19.8	14.9	11.9	9.9	8.5
	60	VF	0.24	31	15.9	11.9	9.5	7.9	6.8	0.36	46	24	17.9	14.3	11.9	10.2
	80	VF	0.27	35	18.1	13.6	10.9	9.1	7.8	0.41	53	27	20	16.3	13.6	11.6
	100	VF	0.30	39	20	15.0	12.0	10.0	8.6	0.46	58	30	23	18.0	15.0	12.9
	125	VF	0.34	43	22	16.6	13.3	11.1	9.5	0.50	65	33	25	20	16.6	14.3
TXA80015VK TXB80015VK (50)	40	VF	0.30	38	19.8	14.9	11.9	9.9	8.5	0.45	58	30	22	17.8	14.9	12.7
	60	VF	0.36	47	24	18.0	14.4	12.0	10.3	0.55	70	36	27	22	18.0	15.5
	80	VF	0.42	53	28	21	16.5	13.8	11.8	0.63	80	41	31	25	21	17.7
	100	VF	0.46	60	31	23	18.4	15.3	13.1	0.70	89	46	35	28	23	19.7
	125	VF	0.52	66	34	26	20	17.1	14.6	0.78	99	51	38	31	26	22
TXA8002VK TXB8002VK (50)	40	F	0.40	51	26	19.8	15.8	13.2	11.3	0.60	77	40	30	24	19.8	17.0
	60	VF	0.49	62	32	24	19.2	16.0	13.7	0.73	93	48	36	29	24	21
	80	VF	0.56	71	37	28	22	18.4	15.8	0.84	107	55	41	33	28	24
	100	VF	0.62	79	41	31	25	20	17.5	0.93	119	61	46	37	31	26
	125	VF	0.69	88	46	34	27	23	19.5	1.03	132	68	51	41	34	29
TXA8003VK TXB8003VK (50)	40	F	0.60	77	40	30	24	19.8	17.0	0.90	115	59	45	36	30	25
	60	VF	0.73	94	48	36	29	24	21	1.10	141	73	54	44	36	31
	80	VF	0.85	108	56	42	34	28	24	1.27	162	84	63	50	42	36
	100	VF	0.94	121	62	47	37	31	27	1.42	181	94	70	56	47	40
	125	VF	1.06	135	70	52	42	35	30	1.58	203	105	78	63	52	45
TXA8004VK TXB8004VK (50)	40	F	0.80	102	53	40	32	26	23	1.20	154	79	59	48	40	34
	60	VF	0.98	125	65	48	39	32	28	1.47	188	97	73	58	48	42
	80	VF	1.13	144	74	56	45	37	32	1.69	217	112	84	67	56	48
	100	VF	1.26	161	83	62	50	42	36	1.89	242	125	94	75	62	53
	125	VF	1.41	180	93	70	56	46	40	2.11	270	139	105	84	70	60

Note: Always double check your application rates. Droplet size classification shown is based on ISO 25358. Droplet size classification standard is subject to change. Tabulations are based on spraying water at 70°F. See technical information (pages 179–202) for droplet size classification, useful formulas and other technical information.



BANDING NOZZLES