

# COMBO-JET ER Series Spray Tips


The ER series spray tip is a conventional flat fan nozzle, emphasizing consistent spray pattern with relatively fine spray. All ER nozzles are manufactured with a stainless steel tip.




**Longer Lasting Stainless Tips**



**Less Plugged Nozzles**



**Perfect for PWM Sprayers**



**Consistent Pattern at Lower PSI**

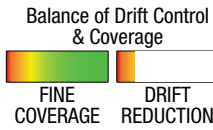


**Solid Mass Spray Droplets**

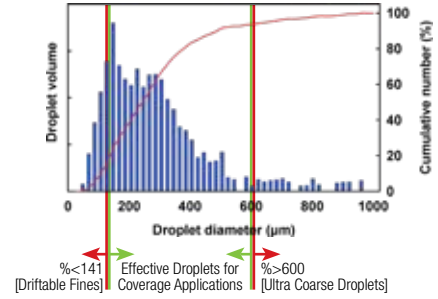


**Acid Resistant Nozzles**

A DETAILED LOOK AT: **ER110-06**



ER110-06 Droplet Distribution Example (40PSI)



ER series is designed to produce finer spray with a consistent pattern.

## COMBO-JET® ER80° ASABE S572.1 Spray Quality Chart

Pressure (psi)	20	25	30	35	40	45	50	60	65	70	80
ER80-01	F	F	F	F	F	F	F	F	F	F	F
ER80-015	F	F	F	F	F	F	F	F	F	F	F
ER80-02	F	F	F	F	F	F	F	F	F	F	F
ER80-025	M	M	F	F	F	F	F	F	F	F	F
ER80-03	M	M	F	F	F	F	F	F	F	F	F
ER80-04	M	M	M	M	M	F	F	F	F	F	F
ER80-05	C	C	M	M	M	M	M	M	M	F	F
ER80-06	C	C	C	C	C	C	M	M	M	M	M
ER80-08	VC	C	C	M	M	M	M	F	F	F	F
ER80-10	XC	XC	XC	VC	C	C	C	M	M	M	F
ER80-125		XC	XC	VC	VC	C	C	C	C	C	M
ER80-15		XC	XC	XC	VC	C	C	C	M	M	M
ER80-20		UC	XC	XC	XC	XC	VC	C	C	C	C
ER80-25		UC	XC	XC	XC	VC	VC	C	C	C	C
ER80-30		UC	UC	XC	XC	XC	XC	XC	XC	VC	VC
ER80-40				XC	XC	XC	XC	XC	XC	XC	VC
ER80-50				XC	XC	XC	XC	XC	XC	XC	VC
ER80-60				XC	XC	XC	XC	XC	XC	XC	VC

COMBO-JET® ER Series Specifications
Approved for PWM Spray Systems Compatible with all PWM Spray systems/Hz.
Operating Pressure 20-100PSI
Flat Fan Nozzle Type Conventional Flat Fan
Nozzle Materials Spray Tip: Stainless Steel O-ring: FKM, 13mm x 3mm #40260-00 (viton avail.) Cap: Glass-reinforced Polypropylene

ASABE Spray Classification
(ASABE S572.1 Standard) Spray quality is categorized based on Dv0.1 and VMD droplet sizes. Objective testing data (by 3rd party), from spray spectrum recording equipment (without wind tunnel use), has been used to classify spray quality for this chart. Chart shown includes spray quality at tested data points as well as extrapolated data points.
<ul style="list-style-type: none"> <li><span style="color: orange;">■</span> Fine (F)</li> <li><span style="color: yellow;">■</span> Medium (M)</li> <li><span style="color: blue;">■</span> Coarse (C)</li> <li><span style="color: green;">■</span> Very Coarse (VC)</li> <li><span style="color: grey;">■</span> Extremely Coarse (XC)</li> <li><span style="color: black;">■</span> Ultra Coarse (UC)</li> </ul>
Tips sized up to 110-06 verified on Phase Doppler Particle Analyzer (PDPA); tips sized over 110-06 verified on Malvern.

## COMBO-JET® ER110° ASABE S572.1 Spray Quality Chart

Pressure (psi)	20	25	30	35	40	45	50	60	65	70	80
ER110-01	F	F	F	F	F	F	F	F	F	F	F
ER110-015	F	F	F	F	F	F	F	F	F	F	F
ER110-02	F	F	F	F	F	F	F	F	F	F	F
ER110-025	F	F	F	F	F	F	F	F	F	F	F
ER110-03	F	F	F	F	F	F	F	F	F	F	F
ER110-04	M	M	M	M	F	F	F	F	F	F	F
ER110-05	M	M	M	M	F	F	F	F	F	F	F
ER110-06	C	M	M	M	M	M	M	M	M	F	F
ER110-08	C	C	C	M	M	M	M	F	F	F	F
ER110-10	VC	C	C	C	C	C	M	M	M	M	F
ER110-125		XC	XC	XC	VC	VC	C	C	C	C	C
ER110-15		XC	XC	XC	VC	VC	C	C	C	C	C
ER110-20		XC	XC	XC	XC	XC	XC	VC	VC	VC	C
ER110-25		XC	XC	XC	XC	XC	XC	XC	VC	VC	C
ER110-30		UC	XC	XC	XC	XC	XC	XC	XC	XC	VC

